

+ - #

3



HOLIDAY

HOMEWORK



क

K



Name -

Class -

Summer Assignment



Name: _____ Class: III Sec _____

Subject: _____ Date _____

Summer Holiday Assignment 2023-24

B.

INTROSPECTION

Make a list of your strengths and weaknesses in the space provided below:

My Strengths		My Weaknesses	
1		1	
2		2	
3		3	
4		4	
5		5	

Make a list of your likes and dislikes in the space provided below:

My Likes		My Dislikes	
1		1	
2		2	
3		3	
4		4	
5		5	

DISCOVERING SELF

Introspect and list your inner qualities that make you unique.

My Inner Qualities			
1		6	
2		7	
3		8	
4		9	
5		10	



C.

I CAN... WHO AM I?



Read the sentences and number the pictures

1. I can grow vegetables and fruit on my farm.
2. I can paint houses and buildings.
3. I can cook you nice dishes in a restaurant.
4. I can play the drum in a band.
5. I can make furniture from wood.
6. I can mend your pipes and taps.
7. I can teach kids new things at school.
8. I can draw and paint beautiful pictures.
9. I can take people letters and cards.
10. I can carry your deliveries everywhere.
11. I can do tricks to make you surprised.
12. I can treat you when you have a toothache.
13. I can serve you food and drinks.
14. I can fill your car with petrol.
15. I can do experiments in my laboratory.
16. I can catch the thieves and robbers.



D. Being Safe with our Bodies

We get hurt from time to time. So it is important that we practice being safe with our bodies in order to prevent injuries. Let's see if our following friends are being safe with their bodies:

1. Rohan is running through the hall on his way to lunch. He bumps walks into a few kids along with way. Is Rohan being safe with his body?
 - a. Yes
 - b. No
2. Mira is playing on the slide. She carefully makes sure the slide is clear before she goes down. She always walks to the top and never climbs up the slide. Is Mira being safe with her body?
 - a. Yes
 - b. No
- c. Sohan skips three stairs at a time when he goes upstairs and jumps down four at a time when he goes downstairs. Is Sohan being safe with his body?
 - a. Yes
 - b. No

E. Help your elders at home and share your experience.

I helped my _____.

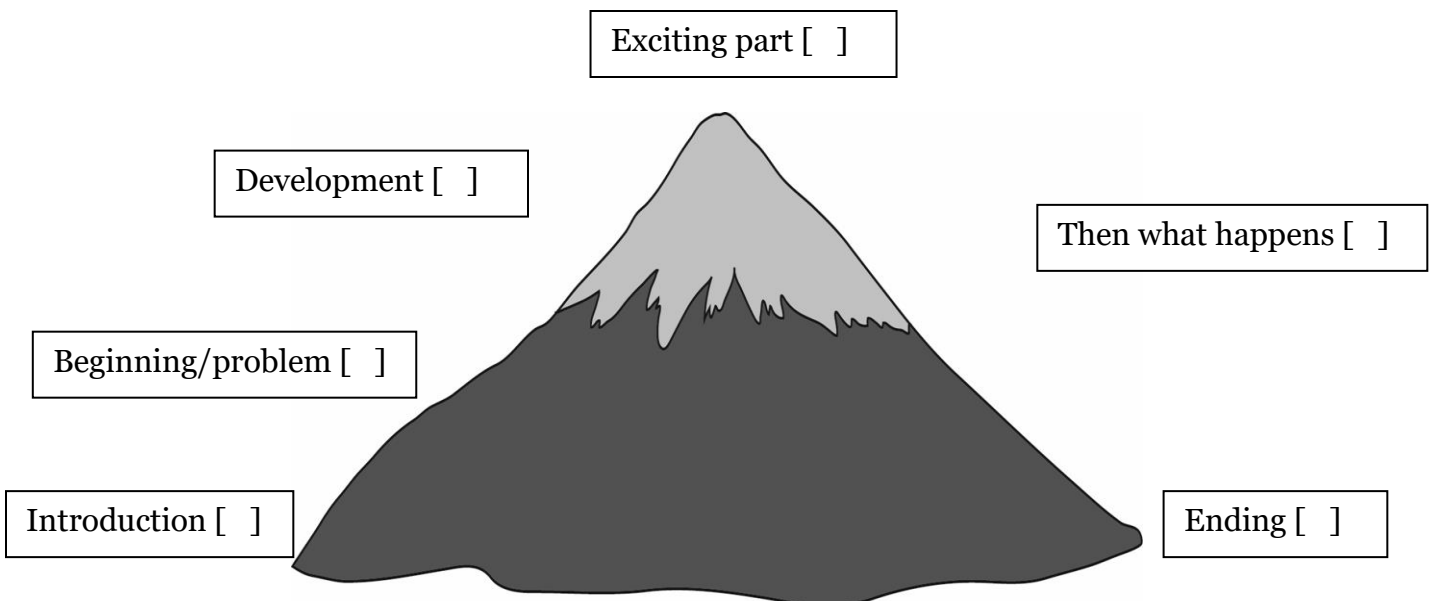
ENGLISH

Sequencing events from *The Enormous Crocodile*

Place each of these events from *The Enormous Crocodile* on the story mountain.

a. Enormous Crocodile leaves the river saying he has secret plans and clever tricks to catch a child to eat.	b. Enormous Crocodile tries out his secret plans and clever tricks.	c. The elephant grabs Enormous Crocodile by the tail and swings him round and round. When he lets go Enormous Crocodile flies in to space and is never seen again.
d. Enormous Crocodile tells Notsobig One he is going to eat a little child for lunch.	e. The jungle animals help protect the children. They warn the children when a crocodile is trying to catch them.	f. Enormous Crocodile meets other jungle animals. He tells them his plan to eat a child. None of them like his idea, they all like the children in the town.

Write a, b, c, d, e or f next to the correct place in the story mountain.



Thinking of ideas for a story

You can get some ideas for a new story by looking carefully at a story you already know.

Think about the order of events in *The Enormous Crocodile*.



Change the events to make a new story.

Original	Order of events	New story
1 Enormous Crocodile tells Notsobig One he is going to eat a little child for lunch.	Introduction Introduce the main character and main idea.	
2 Enormous Crocodile leaves the river saying he has secret plans and clever tricks to catch a child to eat.	Beginning/problem Explain what's going to happen in the story.	
3 Enormous Crocodile meets other jungle animals. He tells them his plan to eat a child. None of them like his idea, they all like the children in the town.	Development Someone says the main character can't do something.	
4 Enormous Crocodile tries out his secret plans and clever tricks.	Exciting part The main character tries.	
5 The jungle animals try to stop Enormous Crocodile.	Then what happens Other characters stop the main character.	
6 The elephant grabs Enormous Crocodile and Enormous Crocodile flies into space and is never seen again.	Ending The other characters succeed and the main character is never seen again.	

Choose an adjective to fill in the sentences. You can only use each adjective once.

blue	juicy	ugly	tall	thoughtful
fast	naughty	fluffy	shiny	hot

- a. It was a _____ dog.
- b. I could see a _____ tree.
- c. The sea was very _____ .
- d. I sat in front of the _____ fire.
- e. I ate a _____ apple.
- f. She was a very _____ person.
- g. The monster is very _____ .
- h. I drove a _____ car.
- i. I lost my _____ ring.
- j. I am wearing my _____ jumper.



HINDI

1. निम्नलिखित अपठित गद्यांश को पढ़कर दिए गए प्रश्नों के उत्तर दीजिये –

दो सहेलियाँ थी रीमा और सीमा। दोनों एक साथ पढ़ती और खेलती थी। एक दिन दोनों घर जा रहीं थी कि दो कत्ते लड़ते हुए उधर आ निकले। रीमा कत्तों से बहुत डरती थी। वह कत्तों को देखकर भागने लगी और ठोकर खा कर गिर पड़ी। उसकी टाँग से खून बहने लगा। सीमा दौड़कर उसके पास पहुँची। टाँग से खून बहता देख, उसने तुरंत अपना रूमाल घाव पर बाँध दिया और रीमा को सहारा देकर घर ले गई। रीमा की माँ उसे डॉक्टर के पास ले गई। डॉक्टर ने रीमा की चोट पर दवा लगाकर पट्टी बाँध दी। रीमा की माँ ने सीमा की बड़ी प्रशंसा की।

(क) दोनों सहेलियों का क्या नाम था ?

(ख) रीमा क्यों भागने लगी ?

(ग) रीमा की टाँग से खून बहता देख सीमा ने क्या किया ?

(घ) रीमा की माँ उसे कहाँ ले गयी ?

(ङ) रीमा की माँ ने सीमा की प्रशंसा क्यों की ?



Name: _____ Class: III Sec _____

Subject: _____ Date _____

Summer Holiday Assignment 2023-24

4. दस ऐसे फलों की सूची बनायें जिनमें आ, ई, उ, ऊ तथा ए की मात्रा आती है तथा A 4 पेज पर उन फलों के चित्र भी बनायें -



MATHS

Q1. What is the total amount of given notes?

i)  = _____

ii)  = _____

iii)  = _____

Q2. Arrange the following in the descending order and write the same in the boxes provided.

68

	62
	57
	19

68 : 19 : 57 : 62

68	62	57	19
----	----	----	----

12 : 24 : 48 : 72

--	--	--	--

65 : 72 : 83 : 55

--	--	--	--

11 : 66 : 22 : 33

--	--	--	--

Q3. Add the following:

$\begin{array}{r} 48 \\ + 53 \\ \hline \end{array}$	$\begin{array}{r} 49 \\ + 94 \\ \hline \end{array}$	$\begin{array}{r} 85 \\ + 88 \\ \hline \end{array}$	$\begin{array}{r} 56 \\ + 39 \\ \hline \end{array}$
$\begin{array}{r} 62 \\ + 49 \\ \hline \end{array}$	$\begin{array}{r} 27 \\ + 39 \\ \hline \end{array}$	$\begin{array}{r} 17 \\ + 99 \\ \hline \end{array}$	$\begin{array}{r} 73 \\ + 97 \\ \hline \end{array}$

Q4. Colour the largest number with orange colour and the smallest with green colour:

a)

254	675	980	324	198	309
-----	-----	-----	-----	-----	-----

b)

634	875	230	98	154	605
-----	-----	-----	----	-----	-----

Q5. Write the numbers for given number names:

a) Nine hundred and thirty seven.

HUNDRED	TENS	ONES

b) Seven hundred ninety.

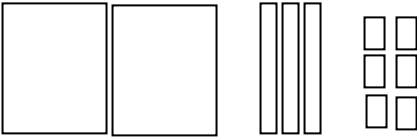
HUNDRED	TENS	ONES

Q 6 Subtract the given numbers:

$$\begin{array}{r} 46 \\ - 33 \\ \hline \end{array} \quad \begin{array}{r} 59 \\ - 25 \\ \hline \end{array} \quad \begin{array}{r} 88 \\ - 45 \\ \hline \end{array}$$


$$\begin{array}{r} 48 \\ - 13 \\ \hline \end{array} \quad \begin{array}{r} 69 \\ - 41 \\ \hline \end{array} \quad \begin{array}{r} 57 \\ - 17 \\ \hline \end{array}$$

Q7. Roll it! Make it! Expand it! - Roll your dice three times combine all number you get them to form a new number. Draw the place value blocks and also write in expanded form.

ROLL IT			Make It	EXPAND IT
H 2	T 3	O 6		200 + 30 + 6
H	T	O		
H	T	O		

Q8. Solve the problems and show your work in the box:

1. There were 42 dancing beans jumping around. Then 12 came jumping in to join the dance party. How many dancing beans were at the party in all?



2. The Candy man made 85 bushels of cotton candy. He sold 57 bushels of cotton candy at the fair. How many bushels of cotton candy does he have left?



3. There were 127 flowers growing in a field. A troupe of girl scouts came through and picked 73 of them. How many flowers were left in the field?



4. There were 36 balloons that came floating to the park on a Saturday afternoon. When they arrived there were already 19 balloons at the park. How many balloons were at the park in all?





Name: _____ Class: III Sec _____

Subject: _____ Date _____

Summer Holiday Assignment 2023-24

Q9: Solve me if you can:

Each puzzle contains the numbers 1-9. Each column and each row add up to the number given outside the boxes. Put the correct number in each box to complete the addition equations without repeating any numbers.

4			15
	5		20
3	1		10
14	8	23	

		2	15
	4	1	10
8			20
20	13	12	

	5		11
9			20
	6	1	14
18	14	13	

3			16
		7	13
8			16
12	16	17	

	5		15
3			16
	9		14
12	20	13	

8			17
	1		15
	4		13
19	7	19	

2			15
	4		14
		6	16
14	16	15	

	8		13
2			15
	5		17
15	19	11	

			16
6	1		11
		9	18
16	13	16	



Name: _____ Class: III Sec _____

Subject: _____ Date _____

Summer Holiday Assignment 2023-24

Q10. Beautiful Butterflies – Colour the picture using the colour code.

COLOUR CODE	
26	red
29	orange
38	green
54	purple
87	yellow

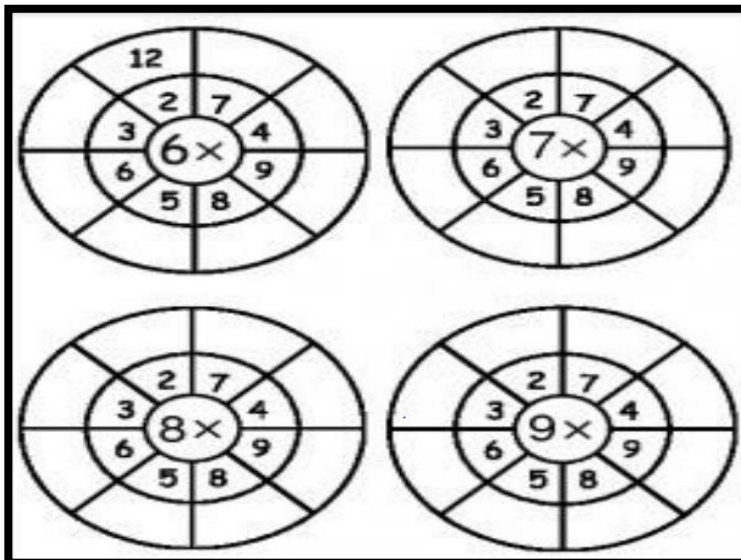
50 + 4 80 + 7 31 + 7 25 + 1 21 + 8 51 + 3 24 + 5 86 + 1 54 + 0 37 + 1 24 + 2 50 + 4 23 + 6 26 + 0 34 + 4 30 + 8 85 + 2 20 + 6 53 + 1 23 + 3 21 + 5 84 + 3 81 + 6 83 + 4 22 + 7 23 + 6 52 + 2

ACTIVITY 1- ODD AND EVEN POT STEPS: -

- Create two pots for Odd and Even numbers on a coloured sheet.
- Go around in your house taking number suggestions from your family members and friends. (1-200)
- Write those numbers on different coloured flowers and stick them on a thin hard surface for stability.
- Segregate those numbers into Odd and Even and stick the flowers inside the correct pot.
- Video link for reference: ➤ <https://www.youtube.com/watch?v=5aMiAFKL9ts>




ACTIVITY 2 -MULTIPLICATION BY CENTRE NUMBER



EVS

English Braille Alphabet



Write the following lines according to Braille Alphabets.

1- We should always help people with disabilities.

A large, empty rounded rectangular box provided for the student to write the Braille representation of the sentence: "We should always help people with disabilities."

Name: _____ Class: III Sec _____

Subject: _____ Date _____

Summer Holiday Assignment 2023-24

2- I study in Bhartiya International School.

Make a rocket with the help of a straw.

Materials Required: -

- 1- Coloured papers
- 2- Straws
- 3- Fevicol
- 4- Scissor
- 5- Colours



Link for reference

<https://buggyandbuddy.com/straw-rockets-with-free-rocket-template/>



BHARTIYAM
INTERNATIONAL SCHOOL

Discover beyond ordinary...

Name: _____ Class: III Sec _____

Subject: _____ Date _____

Summer Holiday Assignment 2023-24

Make a picture collage of your family and write few lines on your family.

Name: _____ Class: III Sec _____

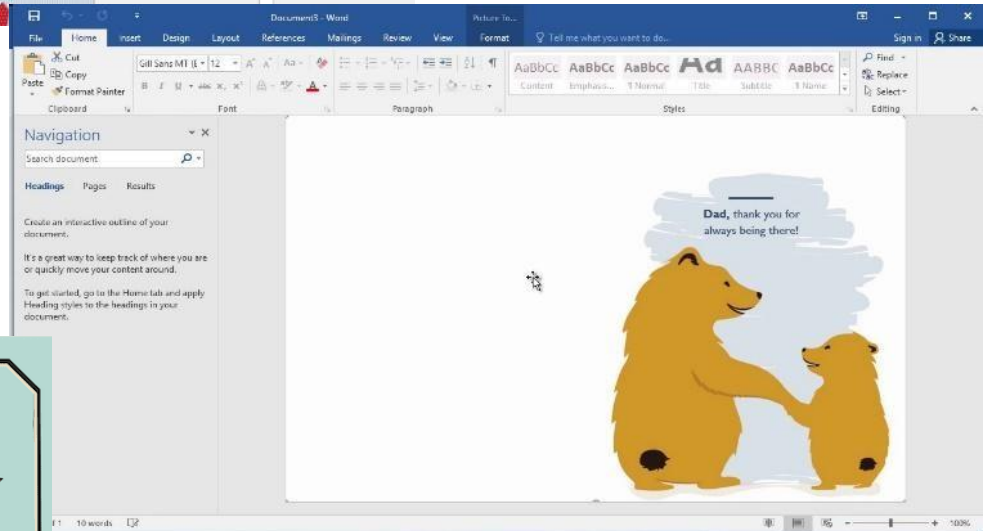
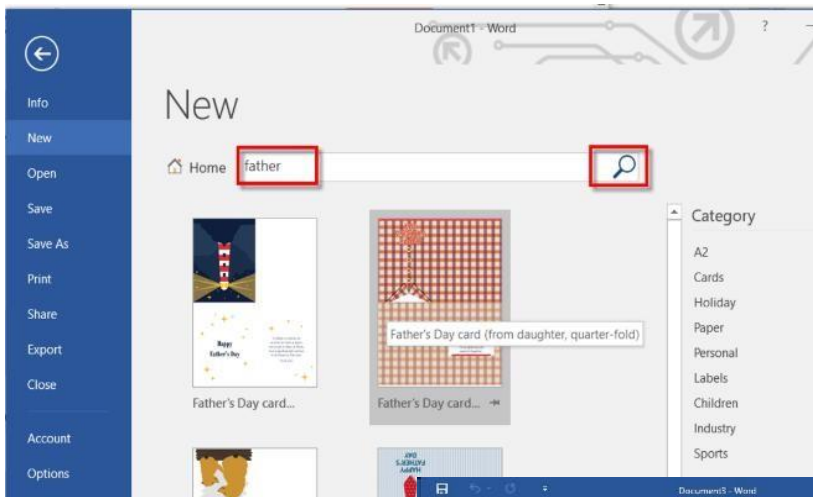
Subject: _____ Date _____

Summer Holiday Assignment 2023-24

Blank lined area for writing the assignment.

COMPUTER

1-Make a poster on Father's Day in MS Word template and bring print on A4 sheet.



Name: _____ Class: III Sec _____

Subject: _____ Date _____

Summer Holiday Assignment 2023-24

2. Identify the devices and write from which category it belongs.

DEVICE	NAME	INPUT/OUTPUT/STORAGE
